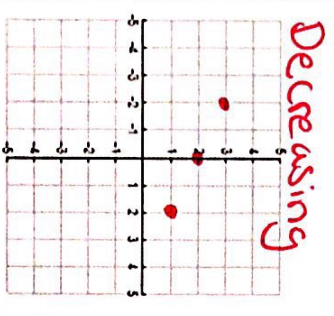
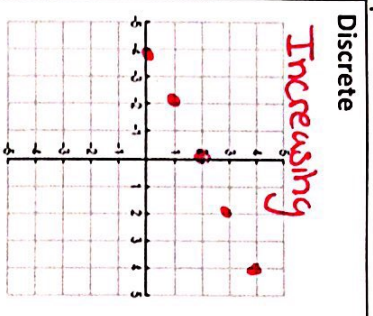
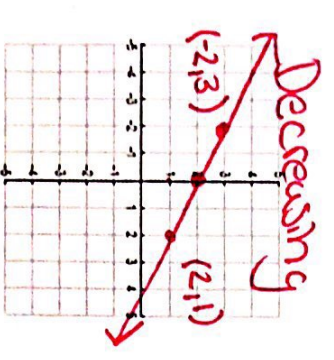
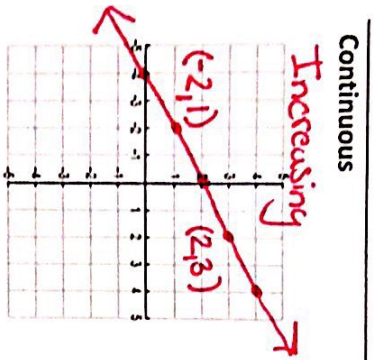


Linear Functions (Line)

Graph



Exponential Functions (Curve)

Graph


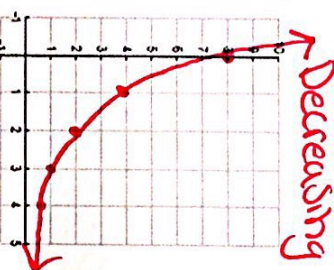
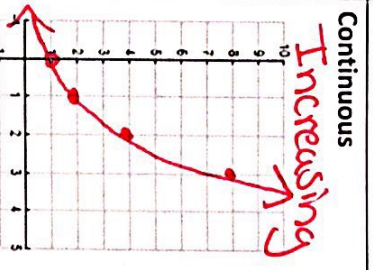


Table Adding / Subtracting

Continuous		Discrete	
Increasing		Increasing 1	
# of weeks	0 1 2	# visit	1 2 3
inches	4 7 10	# of points	20 40 60
	+3 +3 +3		+20 +20 +20
Decreasing		Decreasing	
# of minutes	0 1 2	# of students	0 1 2
# of gallons	50 48 46	# of Don-Doms	60 55 50
	-2 -2 -2		-5 -5 -5

Table Multiplying / Dividing

Continuous		Discrete	
Increase		Decreasing Decreasing	
# of hours	0 1 2	Day	0 1 2
inches of snow	2 2.5 3.25	# of Jelly Beans	200 100 50
	100% 25% 1.25 1.25		· 1/2 · 1/2
Decreasing		Increasing	
# of hours	0 1 2	Day	0 1 2
inches of snow left	20 14 9.8	# of Jelly Beans	10 20 40
	100% 30% 1 1		· 2 · 2

